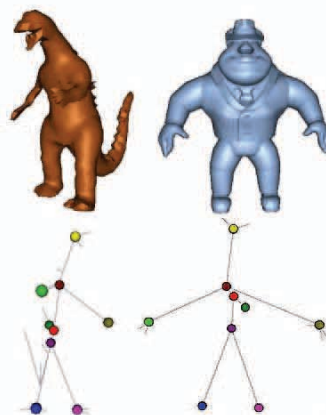
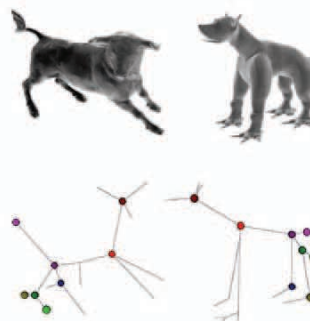


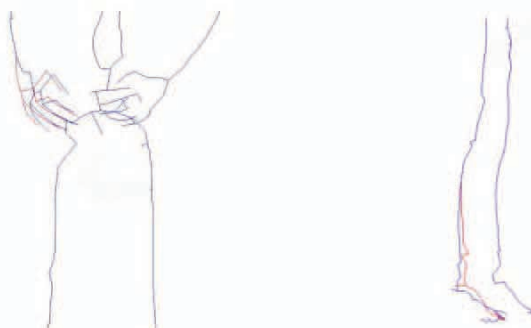
Visualizing the result in matches. The left image shows the original polygonal models superimposed. The right image shows the skeletons. The nodes that are matched are color coded.



Articulated matching. The skeletons of an animated figure are matched.



Individual matches in the database. The top images contains two different animals. The bottom a man and an animal. The node-to-node matches of the skeletons are also shown.



Part Matching. The skeletons of the Visible Man Dataset, and a foot and hand are shown. The foot and hand were skeletonized separately. The hand and the foot were matched to the entire body and the nodes which matched are shown with the two graphs superimposed (red graph belongs to the part).